

**PUBLIC AFFAIRS CENTRE**  
**No.15, KIADB Industrial Area, Jigani-Bommasandra Link Road**  
**Jigani Post, Anekal Taluk, Bengaluru - 560 105**

**Consolidated Balance Sheet as at 31 March 2017**

(In Rupees)


Particulars	SCHEDULES	AS AT 31 MARCH 2017			AS AT
		IC *	FC *	Total	31 MARCH 2016
<b>SOURCES OF FUNDS</b>					
<b>RESTRICTED FUNDS</b>					
<i>Earmarked Fund</i>	1	221,756	33,364,761	33,586,517	49,229,245
<i>Endowment Fund</i>	2	5,223,397	10,522,451	15,745,848	15,745,848
<b>UNRESTRICTED FUNDS</b>					
<i>General Fund</i>	3	19,035,950	1,760,484	20,796,434	19,212,333
<i>Designated Fund</i>	3A	11,104,697	-	11,104,697	10,336,237
<i>Endowment Fund</i>	4	3,173,177	4,753,452	7,926,629	6,467,162
<i>Fixed Assets Reserve Fund</i>	5	288,407	5,035,159	5,323,566	2,266,762
Current Liabilities	6	74,719	713,938	788,657	1,163,800
		<b>39,122,103</b>	<b>56,150,245</b>	<b>95,272,348</b>	<b>104,421,387</b>
<b>APPLICATION OF FUNDS</b>					
Fixed Assets	7	14,090,473	5,035,159	19,125,632	16,653,970
Investments	8	18,150,000	41,693,720	59,843,720	74,743,720
Cash and Bank Balances	9	1,773,839	445,572	2,219,411	7,795,609
Current Assets	10	4,709,305	6,782,119	11,491,424	10,059,667
Earmarked Fund - Receivable	11	398,486	2,193,675	2,592,161	(4,831,579)
		<b>39,122,103</b>	<b>56,150,245</b>	<b>95,272,348</b>	<b>104,421,387</b>


**Note :** 1. Schedules 1 to 11 and 21 forms an integral part of Consolidated Balance Sheet


2. \* IC - Indian Contribution, FC - Foreign Contribution


**For and on behalf of the Board**

**In terms of our report of even date**

  
**Director and The Chief Functionary**  
**G. Gurucharan**

  
**Director**  
**Dr. A. Ravindra**

  
**Director**  
**Dr. H. Sudarshan**

**For K.B. NAMBIAR & ASSOCIATES**  
Chartered Accountants  
FIRM REGN. No. 002313S  
  
**CA. RAVISHANKER V**  
PARTNER (M. No. 236671)  
**BENGALURU, 08 JULY 2017**

**PUBLIC AFFAIRS CENTRE**  
**No.15, KIADB Industrial Area, Jigani Post, Anekal Taluk**  
**Jigani-Bommasandra Link Road, Bengaluru - 560 105**

**Consolidated Income & Expenditure Account for the year ended 31 March 2017**

(In Rupees)

Particulars	Schedules	During the year ended 31 March 2017										Grand Total	For the year ended 31 March 2016	
		Earmarked Fund		Endowment Fund		Designated Fund		General Fund		Total				
		IC	FC	IC	FC	IC	FC	IC	FC	IC	FC			
<b>INCOME</b>														
Programme Revenue	12	9,209,694	38,221,434	-	-	-	-	-	-	9,209,694	38,221,434	<b>47,431,128</b>	53,032,832	
Interest on Fixed Deposit		-	3,212,543	467,003	992,464	768,460	-	160,448	79,702	1,395,911	4,284,709	<b>5,680,620</b>	6,447,963	
Interest on Saving Bank Account	4	4	31,634	-	-	-	-	50,686	40,882	50,690	72,516	<b>123,206</b>	238,577	
Other Income		-	-	-	-	-	-	61,800	-	61,800	-	<b>61,800</b>	226,713	
Sale Of Asset		-	-	-	-	-	-	-	-	-	-	-	18,500	
Donations/Other Grants		-	-	-	-	-	-	1,500,000	-	1,500,000	-	<b>1,500,000</b>	1,000,000	
Training Income		-	-	-	-	-	-	-	-	-	-	-	19,258	
Rental Income		-	-	-	-	-	-	260,870	-	260,870	-	<b>260,870</b>	-	
		<b>9,209,698</b>	<b>41,465,611</b>	<b>467,003</b>	<b>992,464</b>	<b>768,460</b>	<b>-</b>	<b>2,033,804</b>	<b>120,584</b>	<b>12,478,965</b>	<b>42,578,659</b>	<b>55,057,624</b>	<b>60,983,843</b>	
<b>EXPENDITURE</b>														
Administration Expenses	13	356,118	2,071,561	-	-	-	-	14	-	356,132	2,071,561	<b>2,427,693</b>	2,469,650	
Programme Expenses	14	4,718,792	16,533,509	-	-	-	-	-	-	4,718,792	16,533,509	<b>21,252,301</b>	32,914,374	
Personnel Expenses	15	4,119,916	15,567,391	-	-	-	-	-	-	4,119,916	15,567,391	<b>19,687,307</b>	17,057,903	
Purchase of Assets	7	-	4,048,975	-	-	-	-	-	-	-	4,048,975	<b>4,048,975</b>	808,227	
Depreciation	7	-	-	-	-	-	-	585,142	-	585,142	-	<b>585,142</b>	650,157	
<b>Excess of Income over Expenditure</b>		<b>14,872</b>	<b>3,244,175</b>	<b>467,003</b>	<b>992,464</b>	<b>768,460</b>	<b>-</b>	<b>1,448,648</b>	<b>120,584</b>	<b>2,698,983</b>	<b>4,357,223</b>	<b>7,056,206</b>	<b>7,083,532</b>	
		<b>9,209,698</b>	<b>41,465,611</b>	<b>467,003</b>	<b>992,464</b>	<b>768,460</b>	<b>-</b>	<b>2,033,804</b>	<b>120,584</b>	<b>12,478,965</b>	<b>42,578,659</b>	<b>55,057,624</b>	<b>60,983,843</b>	
<b>TRANSFER OF SURPLUS / DEFICIT</b>														
Transferred to Earmarked Fund	4	4	3,244,175	-	-	-	-	-	-	4	3,244,175	<b>3,244,179</b>	<b>3,852,893</b>	
Transferred to Endowment Fund		-	-	467,003	992,464	-	-	-	-	467,003	992,464	<b>1,459,467</b>	<b>1,650,592</b>	
Transferred to Designated Fund		-	-	-	-	768,460	-	-	-	768,460	-	<b>768,460</b>	<b>705,818</b>	
Transferred to General Fund		14,868	-	-	-	-	-	1,448,648	120,584	1,463,516	120,584	<b>1,584,100</b>	<b>874,229</b>	
		<b>14,872</b>	<b>3,244,175</b>	<b>467,003</b>	<b>992,464</b>	<b>768,460</b>	<b>-</b>	<b>1,448,648</b>	<b>120,584</b>	<b>2,698,983</b>	<b>4,357,223</b>	<b>7,056,206</b>	<b>7,083,532</b>	

Note : Schedules 12 to 15 and 21 forms an integral part of Consolidated Income and Expenditure Account

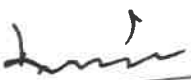
For and on behalf of the Board

In terms of our report of even date


For K.B. NAMBIAR & ASSOCIATES  
Chartered Accountants  
FIRM REGN. No. 002313S

CA. RAVISHANKER V  
PARTNER (M. No. 236671)

BENGALURU, 08 JULY 2017

  
Director and The Chief Functionary  
G. Gurucharan

  
Director  
Dr. A. Ravindra

  
Director  
Dr. H. Sudarshan

**PUBLIC AFFAIRS CENTRE**  
**No.15, KIADB Industrial Area, Jigani Post, Anekal Taluk**  
**Jigani-Bommasandra Link Road, Bengaluru - 560 105**

**Consolidated Receipts & Payments Account for the year ended 31 March 2017**

Particulars	Schedule	IC	FC	Total	For the year ended 31 March 2016
<b>Opening Balance</b>					
Cash		2,585	10,256	12,841	12,512
Bank		6,836,527	946,241	7,782,768	1,965,432
		<b>6,839,112</b>	<b>956,497</b>	<b>7,795,609</b>	<b>1,977,944</b>
<b>ADD: RECEIPTS</b>					
Project Revenue	16	4,837,285	15,012,026	19,849,311	54,151,752
Other Receipts	17	1,522,670	-	1,522,670	2,010,958
Interest on Fixed Deposits	18	754,134	3,762,449	4,516,583	2,962,738
Interest on Savings Bank Account		50,690	72,516	123,206	238,577
<b>TOTAL RECEIPTS</b>		<b>7,164,779</b>	<b>18,846,991</b>	<b>26,011,770</b>	<b>59,364,025</b>
<b>LESS: PAYMENTS</b>					
Expenses for the year and other utilities	19	9,585,069	37,801,508	47,386,577	53,220,928
Loans & advances and deposit	20	144,983	(1,043,592)	(898,609)	1,025,432
<b>TOTAL PAYMENTS</b>		<b>9,730,052</b>	<b>36,757,916</b>	<b>46,487,968</b>	<b>54,246,360</b>
Investments in deposits - Net		2,500,000	(17,400,000)	(14,900,000)	(700,000)
<b>Closing Balance</b>		<b>1,773,839</b>	<b>445,572</b>	<b>2,219,411</b>	<b>7,795,609</b>
Represented by					
Cash		13,948	7,805	21,753	12,841
Bank		1,759,891	437,767	2,197,658	7,782,768
<b>TOTAL</b>		<b>1,773,839</b>	<b>445,572</b>	<b>2,219,411</b>	<b>7,795,609</b>

Note : Schedules 16 to 20 and 21 form an integral part of the Receipt and Payment Account

For and on behalf of the Board

In terms of our report of even date

  
 Director and The Chief Functionary  
 G. Gurucharan

  
 Director

  
 Director

For K.B. NAMBIAR & ASSOCIATES  
 Chartered Accountants  
 FIRM REGN. No. 007313S

BENGALURU 08 JULY 2017  
 PARTNER (M. No. 236671)

Dr. A. Ravindra Dr. H. Sudarshan

**PUBLIC AFFAIRS CENTRE  
SCHEDULES TO CONSOLIDATED BALANCE SHEET**

**1. EARMARKED FUND**

**IC**

(In Rupees)

Particulars	Opening Balance as on 01 April 2016	Received During the year	Total	Expended / Transferred during the year	Balance as on 31 March 2017
Bangalore Water Supply and Sewerage Board (BWSSB)	(389,943)	525,650	135,707	135,707	-
Environmental Management Policy Research Institute (EMPRI)	-	445,468	445,468	445,468	-
National Rural Roads Development Agency (NRRDA) - Phase II	3,556,998	4,535,600	8,092,598	7,870,846	221,752
DASARA - Azim Premji Philanthropic Initiatives	-	4	4	-	4
<b>Total (A)</b>	<b>3,167,055</b>	<b>5,506,722</b>	<b>8,673,777</b>	<b>8,452,021</b>	<b>221,756</b>

**FC**

(In Rupees)

Particulars	Opening balance as on 01 April 2016	Received During the year	Total	Expended / Transferred during the year	Balance as on 31 March 2017
Agency for Technical Cooperation and Development (ACTED)	633,862	859,258	1,493,120	1,124,213	368,907
Bill and Melinda Gates Foundation	45,428,328	2,979,000	48,407,328	15,411,474	32,995,854
<b>Total (B)</b>	<b>46,062,190</b>	<b>3,838,258</b>	<b>49,900,448</b>	<b>16,535,687</b>	<b>33,364,761</b>

**Grand Total (A+B)**

<b>49,229,245</b>	<b>9,344,980</b>	<b>58,574,225</b>	<b>24,987,708</b>	<b>33,586,517</b>
-------------------	------------------	-------------------	-------------------	-------------------



PUBLIC AFFAIRS CENTRE  
SCHEDULES TO CONSOLIDATED BALANCE SHEET (Contd.)

2. ENDOWMENT FUND

(In Rupees)

Particulars	AS AT 31 MARCH 2017			AS AT 31 MARCH 2016
	IC	FC	Total	
<b>Corpus Fund Account</b>				
Opening Balance	5,223,397	10,522,451	15,745,848	15,745,848
<b>Total</b>	<b>5,223,397</b>	<b>10,522,451</b>	<b>15,745,848</b>	<b>15,745,848</b>

3. GENERAL FUND

(In Rupees)

Particulars	AS AT 31 MARCH 2017			AS AT 31 MARCH 2016
	IC	FC	Total	
<b>General Fund Account</b>				
<b>Opening Balance:-</b>	<b>17,572,433</b>	<b>1,639,900</b>	<b>19,212,333</b>	<b>18,592,407</b>
<i>Represented by Fixed Assets</i>	14,387,208	-	14,387,208	15,037,365
<i>Represented by Other Assets</i>	3,185,225	1,639,900	4,825,125	3,555,042
<b>Add: Excess of Income Over Expenditure for the year</b>	1,448,648	120,584	1,569,232	786,016
	19,021,081	1,760,484	20,781,565	19,378,423
<u><b>Transfer from Earmarked Funds (IC)</b></u>				
NRRDA	-	-	-	4,924
World Bank	-	-	-	14,663
BWSSB	14,869	-	14,869	(275,097)
<u><b>Transfer from Earmarked Funds (FC)</b></u>				
CSTEP-IDRC Opp. Fund	-	-	-	8,380
DFID	-	-	-	60,246
Liability no longer required	-	-	-	20,794
<b>Total</b>	<b>19,035,950</b>	<b>1,760,484</b>	<b>20,796,434</b>	<b>19,212,333</b>
<i>Represented by Fixed Assets</i>	13,802,066	-	13,802,066	14,387,208
<i>Represented by Other Assets</i>	5,233,884	1,760,484	6,994,368	4,825,125
<b>Total</b>	<b>19,035,950</b>	<b>1,760,484</b>	<b>20,796,434</b>	<b>19,212,333</b>



PUBLIC AFFAIRS CENTRE  
SCHEDULES TO CONSOLIDATED BALANCE SHEET (Contd.)

3A. DESIGNATED FUND - IC

(In Rupees)

Particulars	AS AT 31 MARCH 2017	AS AT 31 MARCH 2016
<b>Development and Operational Fund</b>		
Opening Balance	10,336,237	9,630,419
<b>Add : Excess of Income over Expenditure</b>	768,460	705,818
<b>Total</b>	<b>11,104,697</b>	<b>10,336,237</b>

4. ENDOWMENT FUND

(In Rupees)

PARTICULARS	AS AT 31 MARCH 2017			AS AT 31 MARCH 2016
	IC	FC	Total	
<b>Corpus Fund Interest Account</b>				
Opening Balance	2,706,174	3,760,988	6,467,162	4,816,570
<b>Add : Excess of Income over Expenditure</b>	467,003	992,464	1,459,467	1,650,592
<b>Total</b>	<b>3,173,177</b>	<b>4,753,452</b>	<b>7,926,629</b>	<b>6,467,162</b>

5. FIXED ASSETS RESERVE FUND

(In Rupees)

PARTICULARS	AS AT 31 MARCH 2017			AS AT 31 MARCH 2016
	IC	FC	Total	
<b>Fixed Assets Reserve Fund - As per Contra</b>				
<b>Opening Balance -</b>	414,573	1,852,189	2,266,762	7,187,286
<b>Add: Additions</b>	-	4,048,975	4,048,975	808,227
<b>Less: Deletions</b>	69,775	-	69,775	758,727
	<b>344,798</b>	<b>5,901,164</b>	<b>6,245,962</b>	<b>7,236,786</b>
<b>Less: Depreciation Reserve Fund</b>	56,391	866,005	922,396	4,970,024
<b>Total</b>	<b>288,407</b>	<b>5,035,159</b>	<b>5,323,566</b>	<b>2,266,762</b>



**PUBLIC AFFAIRS CENTRE  
SCHEDULES TO CONSOLIDATED BALANCE SHEET (Contd.)**

**6. CURRENT LIABILITIES**

(In Rupees)

PARTICULARS	AS AT 31 MARCH 2017			AS AT 31 MARCH 2016
	IC	FC	Total	
<b>Statutory Payables:</b>				
Employees Contribution to PF	14,280	53,592	67,872	57,724
Employers Contribution to PF	14,280	53,592	67,872	57,724
ESIC Employee Payable	-	861	861	770
ESIC Employer Payable	-	2,333	2,333	2,086
Professional Tax Payable	1,200	3,200	4,400	3,600
TDS Payable	20,026	130,920	150,946	7,000
Service Tax Payable	22,815	-	22,815	401,098
Service Tax Swach Bharat Cess Payable	1,304	-	1,304	26,087
Service Tax Krishi Kalyan Cess Payable	814	-	814	-
<b>Project Payables:</b>				
HKCL	-	58,800	58,800	-
Pan India Network	-	29,400	29,400	-
SPAD	-	98,580	98,580	-
<b>Others:</b>				
Staff Transportation charges payable	-	-	-	127,196
Public Affairs Centre Foreign Contribution Account	-	-	-	226,991
Leave Travel Allowance payable	-	-	-	4,335
Outstanding Expenditure	-	282,660	282,660	248,789
Salary Payable	-	-	-	400
<b>Total</b>	<b>74,719</b>	<b>713,938</b>	<b>788,657</b>	<b>1,163,800</b>



PUBLIC AFFAIRS CENTRE  
SCHEDULES TO CONSOLIDATED BALANCE SHEET (Contd.)

7. FIXED ASSETS

(In Rupees)

Description	Opening Balance as on 01.04.2016		Additions		Deletions		Balance as on 31.03.2017		Depreciation		WDV As on 31.03.2017		Total
	IC	FC	IC	FC	IC	FC	IC	FC	IC	FC	IC	FC	
Land	8,535,797	-	-	-	-	-	8,535,797	-	-	-	8,535,797	-	8,535,797
Building	5,641,575	-	-	-	-	-	5,641,575	-	564,158	-	5,077,417	-	5,077,417
Campus Garden	111,009	-	-	-	-	-	111,009	-	11,101	-	99,908	-	99,908
Campus Road	98,827	-	-	-	-	-	98,827	-	9,883	-	88,944	-	88,944
<b>Total (A)</b>	<b>14,387,208</b>	<b>-</b>	<b>-</b>	<b>-</b>	<b>-</b>	<b>-</b>	<b>14,387,208</b>	<b>-</b>	<b>585,142</b>	<b>-</b>	<b>13,802,066</b>	<b>-</b>	<b>13,802,066</b>

(In Rupees)

Description	Opening Balance as on 01.04.2016		Additions		Deletions		Balance as on 31.03.2017		Depreciation as per Contra		WDV As on 31.03.2017		Total
	IC	FC	IC	FC	IC	FC	IC	FC	IC	FC	IC	FC	
Computers	1,463	364,618	-	940,780	-	-	1,463	1,305,398	878	419,270	585	886,128	886,713
Equipments	58,983	1,286,281	-	2,992,485	-	-	58,983	4,278,766	8,847	417,096	50,136	3,861,670	3,911,806
Furniture and Fixtures	347,887	201,290	-	115,710	69,775	-	278,112	317,000	45,731	29,639	232,381	287,361	519,742
Vehicles	6,240	-	-	-	-	-	6,240	-	935	-	5,305	-	5,305
<b>Total (B)</b>	<b>414,573</b>	<b>1,852,189</b>	<b>-</b>	<b>4,048,975</b>	<b>69,775</b>	<b>-</b>	<b>344,798</b>	<b>5,901,164</b>	<b>56,391</b>	<b>866,005</b>	<b>288,407</b>	<b>5,035,159</b>	<b>5,323,566</b>

<b>Grand Total (A+B)</b>	<b>14,801,781</b>	<b>1,852,189</b>	<b>-</b>	<b>4,048,975</b>	<b>69,775</b>	<b>-</b>	<b>14,732,006</b>	<b>5,901,164</b>	<b>641,533</b>	<b>866,005</b>	<b>14,090,473</b>	<b>5,035,159</b>	<b>19,125,632</b>
--------------------------	-------------------	------------------	----------	------------------	---------------	----------	-------------------	------------------	----------------	----------------	-------------------	------------------	-------------------

<b>Previous Year Figures</b>	<b>17,266,677</b>	<b>4,957,974</b>	<b>-</b>	<b>808,227</b>	<b>294,447</b>	<b>464,280</b>	<b>16,972,230</b>	<b>5,301,921</b>	<b>2,170,449</b>	<b>3,449,732</b>	<b>14,801,781</b>	<b>1,852,189</b>	<b>16,653,970</b>
------------------------------	-------------------	------------------	----------	----------------	----------------	----------------	-------------------	------------------	------------------	------------------	-------------------	------------------	-------------------





**PUBLIC AFFAIRS CENTRE  
SCHEDULES TO CONSOLIDATED BALANCE SHEET (Contd.)**

**8. INVESTMENTS**

(In Rupees)

PARTICULARS	AS AT 31 MARCH 2017			AS AT 31 MARCH 2016
	IC	FC	Total	
Fixed Deposits with State Bank of Mysore, Koramangala	6,250,000	16,600,000	22,850,000	23,550,000
Fixed Deposits with State Bank of Mysore, Jigani	2,000,000	16,500,000	18,500,000	31,500,000
Fixed Deposits with Karnataka Bank Ltd. Koramangala	9,900,000	8,593,720	18,493,720	19,693,720
<b>Total</b>	<b>18,150,000</b>	<b>41,693,720</b>	<b>59,843,720</b>	<b>74,743,720</b>

**9. CASH AND BANK BALANCES**

(In Rupees)

PARTICULARS	AS AT 31 MARCH 2017			AS AT 31 MARCH 2016
	IC	FC	Total	
Cash in hand	13,948	7,805	21,753	12,841
<b>Cash at bank :</b>				
SBM A/c No: 54017654874	-	343,316	343,316	199,370
SBM A/c No: 64128666389	-	94,451	94,451	746,871
SBM A/c No: 54017654885	1,647,465	-	1,647,465	6,729,456
SBM A/c No: 64213305212	1,004	-	1,004	-
ICICI A/c No: 004701000143	74,660	-	74,660	71,740
HDFC A/c No: 00531450000113	36,762	-	36,762	35,331
<b>Total</b>	<b>1,773,839</b>	<b>445,572</b>	<b>2,219,411</b>	<b>7,795,609</b>



PUBLIC AFFAIRS CENTRE  
SCHEDULES TO CONSOLIDATED BALANCE SHEET (Contd.)

10. CURRENT ASSETS

(In Rupees)

PARTICULARS	AS AT 31 MARCH 2017			AS AT 31 MARCH 2016
	IC	FC	Total	
<b>Tax Deducted at Source</b>				
F Y: 2016-17	793,369	432,230	1,225,599	-
F Y: 2015-16	2,330,062	338,448	2,668,510	2,668,511
F Y: 2014-15	94,970	311,034	406,004	406,004
F Y: 2009-10	164,184	-	164,184	164,184
TDS Receivable from TRACES	-	13,500	13,500	-
<b>Advances to Suppliers :-</b>				
Ravi and Shrihari, Chartered Accountants	-	-	-	(27,472)
Featherlite Collections	-	-	-	38,103
Fotobubbles Tech Pvt Ltd	-	-	-	72,993
GreenSol Renewable Power Pvt Ltd	-	-	-	644,800
Punya Publishing	-	-	-	51,510
Rayban Blinds and Interiors	-	-	-	143,236
Satyam Enterprises - Carpenter	-	10,400	10,400	-
<b>Advances to Staff :-</b>				
Advance to Employees	-	-	-	65,000
<b>Deposits :-</b>				
Water Deposit	500	-	500	500
BSNL Broad Band Plan Deposit	2,658	-	2,658	-
ACIWRM EMD Deposit	1,000	-	1,000	-
ACIWRM Guarantee Deposit	99,636	-	99,636	-
<b>Others :-</b>				
Interest Accrued on Fixed Deposit with SBM	506,506	4,707,878	5,214,384	4,816,397
Interest Accrued on Fixed Deposit with KBL	375,034	8,488	383,522	190,612
Prepaid Expenditure - Others	-	73,288	73,288	228,440
Prepaid Expenditure - Gratuity	27,143	294,419	321,562	-
Prepaid Expenditure - Staff Insurance	40,330	188,494	228,824	179,576
Prepaid Warranty Charges	-	-	-	26,302
Public Affairs Centre Indian Contribution Account	-	-	-	226,991
Service Tax Input Credit	-	395,586	395,586	163,980
Service Tax Krishi Kalyan Cess Input	-	8,354	8,354	-
Rent Receivable	273,913	-	273,913	-
<b>Total</b>	<b>4,709,305</b>	<b>6,782,119</b>	<b>11,491,424</b>	<b>10,059,667</b>



11. EARMARKED FUND - RECEIVABLE  
IC

Particulars	Opening balance as on 01.04.2016	Received during the year	Total	Expended/ Transferred during the year	Balance as on 31.03.2017
Advanced Centre for Integrated Water Resources Management (ACIWRM)	-	173,281	173,281	521,952	348,671
Andhra Pradesh State Planning Board	-	399,300	399,300	449,115	49,815
<b>Total (A)</b>	-	<b>572,581</b>	<b>572,581</b>	<b>971,067</b>	<b>398,486</b>

FC

Particulars	Opening balance as on 01.04.2016	Received during the year	Total	Expended/ Transferred during the year	Balance as on 31.03.2017
International Development Research Centre- Phase II (IDRC)	(4,831,579)	14,772,570	(19,604,149)	21,797,824	2,193,675
<b>Total (B)</b>	<b>(4,831,579)</b>	<b>14,772,570</b>	<b>(19,604,149)</b>	<b>21,797,824</b>	<b>2,193,675</b>

Grand Total (A+B)

<b>(4,831,579)</b>	<b>15,345,151</b>	<b>(19,031,568)</b>	<b>22,768,891</b>	<b>2,592,161</b>
--------------------	-------------------	---------------------	-------------------	------------------



PUBLIC AFFAIRS CENTRE  
SCHEDULES TO CONSOLIDATED INCOME AND EXPENDITURE ACCOUNT

12. PROGRAMME REVENUE

(In Rupees)

PARTICULARS	During the year ended 31 March 2017										Grand Total	For the year ended 31 March 2016
	EARMARKED FUND		ENDOWMENT FUND		DESIGNATED FUND		GENERAL FUND		TOTAL			
	IC	FC	IC	FC	IC	FC	IC	FC	IC	FC		
International Development Research Centre - Phase II - (IDRC)	-	21,797,824	-	-	-	-	-	-	-	21,797,824	21,797,824	11,900,573
Agency for Technical Cooperation and Development (ACTED)	-	1,012,136	-	-	-	-	-	-	-	1,012,136	1,012,136	333,924
Bill and Melinda Gates Foundation	-	15,411,474	-	-	-	-	-	-	-	15,411,474	15,411,474	4,014,345
C-STEP - IDRC Opp. Fund	-	-	-	-	-	-	-	-	-	-	-	8,379
Department for International Development (DFID)	-	-	-	-	-	-	-	-	-	-	-	19,989,008
National Rural Roads Development Agency (NRRDA) - Phase II	7,706,430	-	-	-	-	-	-	-	7,706,430	-	7,706,430	14,749,788
National Rural Roads Development Agency (NRRDA)	-	-	-	-	-	-	-	-	-	-	-	4,924
World Bank	-	-	-	-	-	-	-	-	-	-	-	91,882
Bangalore Water Supply and Sewerage Board (BWSSB)	109,452	-	-	-	-	-	-	-	109,452	-	109,452	1,940,009
Environmental Management Policy Research Institute (EMPRI)	424,741	-	-	-	-	-	-	-	424,741	-	424,741	-
Advanced Centre for Integrated Water Resources Management (ACIWRM)	521,952	-	-	-	-	-	-	-	521,952	-	521,952	-
Andhra Pradesh State Planning Board	447,119	-	-	-	-	-	-	-	447,119	-	447,119	-
<b>Total</b>	<b>9,209,694</b>	<b>38,221,434</b>	<b>-</b>	<b>-</b>	<b>-</b>	<b>-</b>	<b>-</b>	<b>-</b>	<b>9,209,694</b>	<b>38,221,434</b>	<b>47,431,128</b>	<b>53,032,832</b>



**PUBLIC AFFAIRS CENTRE  
SCHEDULES TO CONSOLIDATED INCOME AND EXPENDITURE ACCOUNT (CONTD..)**

**13. ADMINISTRATION EXPENSES**

(In Rupees)

PARTICULARS	During the year ended 31 March 2017										Grand Total	For the year ended 31 March 2016
	EARMARKED FUND		ENDOWMENT FUND		DESIGNATED FUND		GENERAL FUND		TOTAL			
	IC	FC	IC	FC	IC	FC	IC	FC	IC	FC		
Annual Maintenance Charges	6,841	33,597	-	-	-	-	-	-	6,841	33,597	40,438	49,489
Annual Report	-	27,826	-	-	-	-	-	-	-	27,826	27,826	119,580
Audit Expenses	-	180,653	-	-	-	-	-	-	-	180,653	180,653	147,295
Bank Charges	3,201	5,667	-	-	-	-	-	-	3,201	5,667	8,868	4,391
EC and Board Meeting Expenses	1,696	83,560	-	-	-	-	-	-	1,696	83,560	85,256	41,311
Electricity Charges	27,844	187,701	-	-	-	-	-	-	27,844	187,701	215,545	133,335
Garden Maintenance Expenses	37,669	273,688	-	-	-	-	-	-	37,669	273,688	311,357	257,500
Generator Maintenance	7,300	12,036	-	-	-	-	-	-	7,300	12,036	19,336	34,922
Insurance - Building	-	13,568	-	-	-	-	-	-	-	13,568	13,568	14,353
Internet and Web Maintenance Charges	31,465	83,878	-	-	-	-	-	-	31,465	83,878	115,343	93,907
Library, Membership and Subscription	-	26,960	-	-	-	-	-	-	-	26,960	26,960	54,876
Newspapers Books and Magazines	16,394	20,321	-	-	-	-	-	-	16,394	20,321	36,715	20,972
Office Cleaning and Maintenance	-	-	-	-	-	-	-	-	-	-	-	90,325
Office Expenses	51,043	126,414	-	-	-	-	-	-	51,043	126,414	177,457	220,348
Balances Written Off	-	-	-	-	-	-	14	-	14	-	14	19,517
Postage and Courier	8,745	18,475	-	-	-	-	-	-	8,745	18,475	27,220	29,780
Printing and Stationery	17,215	140,846	-	-	-	-	-	-	17,215	140,846	158,061	121,221
Professional and Consultancy Charges	7,575	25,088	-	-	-	-	-	-	7,575	25,088	32,663	58,115
Property Tax	-	-	-	-	-	-	-	-	-	-	-	181,422
Rates & Taxes	46,265	38,973	-	-	-	-	-	-	46,265	38,973	85,238	243,209
Repairs and Maintenance	38,831	340,293	-	-	-	-	-	-	38,831	340,293	379,124	183,853
Restructuring of Accounts	-	-	-	-	-	-	-	-	-	-	-	180,000
Registration and Renewal	6,779	74,039	-	-	-	-	-	-	6,779	74,039	80,818	50,380
Redesign and Maintenance of PAC Website	-	189,956	-	-	-	-	-	-	-	189,956	189,956	-
Search Committee Expenses for Search of Director	-	39,568	-	-	-	-	-	-	-	39,568	39,568	-
Telephone and Mobile Charges	17,452	64,359	-	-	-	-	-	-	17,452	64,359	81,811	36,178
Travel and Conveyance - Admin	21,163	40,365	-	-	-	-	-	-	21,163	40,365	61,528	61,001
Water Charges	8,640	23,730	-	-	-	-	-	-	8,640	23,730	32,370	22,370
<b>Total</b>	<b>356,118</b>	<b>2,071,561</b>	<b>-</b>	<b>-</b>	<b>-</b>	<b>-</b>	<b>14</b>	<b>-</b>	<b>356,132</b>	<b>2,071,561</b>	<b>2,427,693</b>	<b>2,469,650</b>



PUBLIC AFFAIRS CENTRE  
SCHEDULES TO CONSOLIDATED INCOME AND EXPENDITURE ACCOUNT (CONTD..)

14. PROGRAMME EXPENSES

(In Rupees)

PARTICULARS	During the year ended 31 March 2017										Grand Total	For the year ended 31 March 2016
	EARMARKED FUND		ENDOWMENT FUND		DESIGNATED FUND		GENERAL FUND		TOTAL			
	IC	FC	IC	FC	IC	FC	IC	FC	IC	FC		
International Development Research Centre - Phase II - (IDRC)	-	7,076,321	-	-	-	-	-	-	-	7,076,321	7,076,321	4,900,385
Agency for Technical Cooperation and Development (ACTED)	-	386,329	-	-	-	-	-	-	-	386,329	386,329	133,972
Bill and Melinda Gates Foundation	-	9,070,859	-	-	-	-	-	-	-	9,070,859	9,070,859	1,098,152
Department for International Development (DFID)	-	-	-	-	-	-	-	-	-	-	-	17,375,923
National Rural Roads Development Agency (NRRDA) - Phase II	4,159,786	-	-	-	-	-	-	-	-	4,159,786	4,159,786	8,294,606
World Bank	-	-	-	-	-	-	-	-	-	-	-	3,678
Bangalore Water Supply and Sewerage Board (BWSSB)	52,022	-	-	-	-	-	-	-	-	52,022	52,022	1,107,658
Advanced Centre for Integrated Water Resources Management (ACIWRM)	100,333	-	-	-	-	-	-	-	-	100,333	100,333	-
Andhra Pradesh State Planning Board	134,007	-	-	-	-	-	-	-	-	134,007	134,007	-
Environmental Management Policy Research Institute (EMPRI)	272,644	-	-	-	-	-	-	-	-	272,644	272,644	-
<b>Total</b>	<b>4,718,792</b>	<b>16,533,509</b>	-	-	-	-	-	-	-	<b>4,718,792</b>	<b>16,533,509</b>	<b>32,914,374</b>



PUBLIC AFFAIRS CENTRE  
SCHEDULES TO CONSOLIDATED INCOME AND EXPENDITURE ACCOUNT (CONTD..)

15. PERSONNEL EXPENSES

(In Rupees)

Particulars	During the year ended 31 March 2017										Grand Total	For the year ended 31 March 2016
	EARMARKED FUND		ENDOWMENT FUND		DESIGNATED FUND		GENERAL FUND		TOTAL			
	IC	FC	IC	FC	IC	FC	IC	FC	IC	FC		
<b>Salaries and Benefits - Admin</b>												
Salaries - Admin	242,692	790,005	-	-	-	-	-	-	242,692	790,005	1,032,697	939,765
Salaries - Finance	437,040	1,379,560	-	-	-	-	-	-	437,040	1,379,560	1,816,600	1,745,385
Wages	135,160	304,689	-	-	-	-	-	-	135,160	304,689	439,849	388,097
Wages - Security	76,132	168,212	-	-	-	-	-	-	76,132	168,212	244,344	210,372
<b>Salaries and Benefits - Director</b>												
Conveyance Reimbursement	8,207	97,245	-	-	-	-	-	-	8,207	97,245	105,452	48,186
Internet Charges Reimbursement	-	14,134	-	-	-	-	-	-	-	14,134	14,134	12,163
Mobile Charges Reimbursement	-	6,363	-	-	-	-	-	-	-	6,363	6,363	26,942
Salaries - Director	763,200	1,357,860	-	-	-	-	-	-	763,200	1,357,860	2,121,060	3,052,932
<b>Salaries and Benefits - Programme</b>												
Professional and Consultancy Charges - Staff	226,000	2,602,000	-	-	-	-	-	-	226,000	2,602,000	2,828,000	2,234,554
Salaries - Programme	1,767,023	6,605,822	-	-	-	-	-	-	1,767,023	6,605,822	8,372,845	6,259,119
Provident Fund Admin Charges	18,007	52,728	-	-	-	-	-	-	18,007	52,728	70,735	69,728
Superannuation Benefits	-	-	-	-	-	-	-	-	-	-	-	300,000
Staff Transportation Charges	352,252	1,206,679	-	-	-	-	-	-	352,252	1,206,679	1,558,931	1,518,475
Staff Health and Accident Insurance	37,735	288,665	-	-	-	-	-	-	37,735	288,665	326,400	224,732
Leave Travel Allowance	20,500	417,310	-	-	-	-	-	-	20,500	417,310	437,810	-
Leave Encashment	30,539	67,231	-	-	-	-	-	-	30,539	67,231	97,770	-
Gratuity	5,429	208,888	-	-	-	-	-	-	5,429	208,888	214,317	27,453
<b>Total</b>	<b>4,119,916</b>	<b>15,567,391</b>	<b>-</b>	<b>-</b>	<b>-</b>	<b>-</b>	<b>-</b>	<b>-</b>	<b>4,119,916</b>	<b>15,567,391</b>	<b>19,687,307</b>	<b>17,057,903</b>



**PUBLIC AFFAIRS CENTRE  
INDIAN CONTRIBUTION ACCOUNT  
SCHEDULES TO CONSOLIDATED RECEIPTS AND PAYMENTS ACCOUNT**

**16. PROGRAMME RECEIPTS**

(In Rupees)

Particulars	IC	FC	For the year ended 31 March 2017	For the year ended 31 March 2016
Project Revenue	9,209,694	38,221,434	47,431,128	53,032,832
Change in Earmarked fund receivable	(8,543)	(7,025,254)	(7,033,797)	1,349,121
Change in Earmarked fund	(3,335,242)	(15,944,194)	(19,279,436)	1,198,256
TDS deducted	(626,372)	-	(626,372)	(2,224,163)
Change in Service Tax payable	(402,252)	(239,960)	(642,212)	795,706
<b>Total</b>	<b>4,837,285</b>	<b>15,012,026</b>	<b>19,849,311</b>	<b>54,151,752</b>

**17. OTHER RECEIPTS**

(In Rupees)

Particulars	IC	FC	For the year ended 31 March 2017	For the year ended 31 March 2016
Other Income	61,800	-	61,800	147,312
Training Income	-	-	-	19,258
Rental Income	260,870	-	260,870	-
Sale of Assets	-	-	-	18,500
Change in other receivable	(273,913)	-	(273,913)	177,113
TDS Refunds	-	-	-	648,775
Donation	1,500,000	-	1,500,000	1,000,000
TDS deducted	(26,087)	-	(26,087)	-
<b>Total</b>	<b>1,522,670</b>	<b>-</b>	<b>1,522,670</b>	<b>2,010,958</b>

**18. INTEREST ON FIXED DEPOSITS**

(In Rupees)

Particulars	IC	FC	For the year ended 31 March 2017	For the year ended 31 March 2016
Opening Balance Receivable	380,673	4,626,336	5,007,009	1,966,132
Add: Interest earned during the year	1,395,911	4,284,709	5,680,620	6,447,963
	<b>1,776,584</b>	<b>8,911,045</b>	<b>10,687,629</b>	<b>8,414,095</b>
Less: TDS Deducted	140,910	432,230	573,140	444,348
Less: Closing Balance of Interest Receivable	881,540	4,716,366	5,597,906	5,007,009
<b>Total</b>	<b>754,134</b>	<b>3,762,449</b>	<b>4,516,583</b>	<b>2,962,738</b>





**PUBLIC AFFAIRS CENTRE  
INDIAN CONTRIBUTION ACCOUNT  
SCHEDULES TO CONSOLIDATED RECEIPTS AND PAYMENTS ACCOUNT ( Contd. )**

**19. EXPENSES FOR THE YEAR AND OTHER UTILITIES**

(In Rupees)

Particulars	IC	FC	For the year ended 31 March 2017	For the year ended 31 March 2016
Administration Expenses	356,132	2,071,561	2,427,693	2,450,133
Programme Expenses	4,718,792	16,533,509	21,252,301	32,914,374
Personnel Expenses	4,119,916	15,567,391	19,687,307	17,057,903
Purchase of Assets	-	4,048,975	4,048,975	808,227
Training Expenses	-	-	-	-
Changes in Payables	390,229	(419,928)	(29,699)	(9,709)
<b>Total</b>	<b>9,585,069</b>	<b>37,801,508</b>	<b>47,386,577</b>	<b>53,220,928</b>

**20. LOANS & ADVANCES AND DEPOSITS**

(In Rupees)

Particulars	IC	FC	For the year ended 31 March 2017	For the year ended 31 March 2016
Deposits	103,294	-	103,294	-
Changes in Advance to staff	-	(65,000)	(65,000)	49,473
Changes in Advance to suppliers	-	(912,770)	(912,770)	821,601
Changes in other assets	-	(213,491)	(213,491)	-
Changes in prepaid expenses	41,689	147,669	189,358	154,358
<b>Total</b>	<b>144,983</b>	<b>(1,043,592)</b>	<b>(898,609)</b>	<b>1,025,432</b>



**PUBLIC AFFAIRS CENTRE**  
**SCHEDULE – 21 – NOTES ON ACCOUNTS FOR THE YEAR ENDED 31-03-2017**

**I. Background :**

Public Affairs Centre is a charitable institution, engaged in improvement of public services, policies, programmes and their implementation in India, encourage public participation, etc. The Centre is registered under The Karnataka Societies Registration Act, 1960 vide Sl. no 207/94-95 dated 23<sup>rd</sup> June 1994. It is also registered under the Income Tax Act, 1961, under section 12A (a) vide certificate no. Trust/718/10(A)/Vol.A.III/P.258/94/CIT-II dated 23<sup>rd</sup> June 1994 and under section 80G vide certificate no. DIT (E) BLR/80G(R)/266/AAATP0947R / ITO (E)-2/Vol. 2008-2009 dated 15<sup>th</sup> September 2008. The Centre has been registered under Foreign Contribution (Regulation) Act, 1976, to receive contribution from foreign sources, vide Registration No. 094420730R dated 15th January 2013.

**II. Significant Accounting Policies :**

The Centre presents its accounts in accordance with the Fund Based Accounting System. All the figures reported in Financial Statements are in Indian Rupee. 'Generally Accepted Accounting Principles' applicable in India are followed. Accounts have been prepared on going concern basis under historical cost convention. The Centre follows the accrual system of accounting unless stated otherwise. The preparation of financial statements requires the Centre to make estimates and assumptions that affect the figures reported in Balance Sheet and Income & Expenditure Account. The actual results could differ from these estimates.

**A) Fund Based Accounting :**

The funds are classified as follows:

**i. Restricted Funds** - are funds whose use is for a specific purpose and/or time period.

**a) Earmarked Funds** are those funds whose use has been stipulated by the donors for a specific purpose and/or time period.

**b) Endowment Funds** are non-expendable funds subject to the stipulation that the principal is maintained and invested in perpetuity and earnings on investment are used for charitable purposes in line with the objects of and at the discretion of the Centre.

**ii. Unrestricted Funds** – are funds whose use is not restricted in any manner.

**a) General Fund** is an unconditional expendable funds that is available for use at the discretion of the Centre. This fund is neither restricted by the donor nor designated for any specific purpose. The surplus or deficit arising out of any completed projects is transferred/adjusted against this fund with prior approval of the donor.

**b) Designated Fund** is an unrestricted fund which has been set aside by the Centre for specific purposes or to meet future uncertain contingencies.



**PUBLIC AFFAIRS CENTRE  
SCHEDULE – 21 – NOTES ON ACCOUNTS FOR THE YEAR ENDED 31-03-2017 ( Contd.. )**

**B) Revenue Recognition :**

The Centre has adopted accrual method of accounting read with the following policy:

- i. All Project Receipts are recognised as income to the extent utilised, subject to restrictions on receipts, if any, being satisfied.
- ii. General Donations are recognised as income as and when received.
- iii. All other incomes are recognized when Organization is legally entitled to collect it and amount can be quantified with reasonable accuracy, on an accrual basis

**C) Fixed Assets & Depreciation :**

**i. Policy for Land, Building, Campus Road and Garden:**

- a. These assets are stated at the original cost less depreciation, cost includes all duties and other incidental charges related to acquisition.
- b. Depreciation is provided on written down value method at the following rates:

<b>Building</b>	<b>- 10%</b>
<b>Campus Garden</b>	<b>- 10%</b>
<b>Campus Road</b>	<b>- 10%</b>

**ii. Policy for other fixed assets**

- i. The Centre has a policy to write off fixed assets other than the above to the Income and Expenditure account. Subsequent to the write off, the fixed assets are again brought back into the books by creating Fixed Asset Reserve Fund. The Centre has been following this practice consistently.
- ii. A depreciation reserve is created vide a contra entry and reduced from above mentioned fixed assets at rates mentioned below :

<b>Computers</b>	<b>- 60%</b>
<b>Equipment</b>	<b>- 15%</b>
<b>Furniture and fixture</b>	<b>- 10%</b>
<b>Vehicle</b>	<b>- 15%</b>

**D) Foreign Exchange Transactions :**

Transactions denominated in foreign currency are translated to Indian Rupees at the rate ruling on the date of transaction.

**E) Taxation :**

The Centre is registered under section 12A of the Income Tax Act and such is exempt from taxation of its Income and Gains.



**PUBLIC AFFAIRS CENTRE  
SCHEDULE – 21 – NOTES ON ACCOUNTS FOR THE YEAR ENDED 31-03-2017 ( Contd.. )**

**F) Cash and Bank Balances :**

The cash and bank balances are only representative balances. The Centre does not have the practice of maintaining separate bank and cash accounts for each fund.

**G) Investments :**

Investments are made in accordance with provisions under Section 11 of Income Tax Act. Investments of all the funds are pooled together. Each participating fund enters & withdraws from the pool based on fund movement. Investments are stated at cost.

**H) Previous year Figures**

Previous year figures have been rearranged/regrouped wherever necessary.

**For and on behalf of the Board**

**In terms of our report of even date**



For K.B. NAMBIAR & ASSOCIATES  
Chartered Accountants  
FIRM REGN. No. 002313S

**Director and The Chief Functionary  
G. Gurucharan**

CA. RAJESHANKER V  
PARTNER (M. No. 236671)  
BENGALURU, 08 JULY 2017



**Director**

**Dr. A. Ravindra**



**Director**

**Dr. H. Sudarshan**