

PUBLIC AFFAIRS CENTRE
No.15, KIADB Industrial Area, Jigani-Bommasandra Link Road
Jigani Post, Anekal Taluk, Bengaluru - 560 105

Consolidated Balance Sheet as at 31 March 2017

(In Rupees)


Particulars	SCHEDULES	AS AT 31 MARCH 2017			AS AT 31 MARCH 2016
		IC *	FC *	Total	
SOURCES OF FUNDS					
RESTRICTED FUNDS					
<i>Earmarked Fund</i>	1	221,756	33,364,761	33,586,517	49,229,245
<i>Endowment Fund</i>	2	5,223,397	10,522,451	15,745,848	15,745,848
UNRESTRICTED FUNDS					
<i>General Fund</i>	3	19,035,950	1,760,484	20,796,434	19,212,333
<i>Designated Fund</i>	3A	11,104,697	-	11,104,697	10,336,237
<i>Endowment Fund</i>	4	3,173,177	4,753,452	7,926,629	6,467,162
<i>Fixed Assets Reserve Fund</i>	5	288,407	5,035,159	5,323,566	2,266,762
Current Liabilities	6	74,719	713,938	788,657	1,163,800
		39,122,103	56,150,245	95,272,348	104,421,387
APPLICATION OF FUNDS					
Fixed Assets	7	14,090,473	5,035,159	19,125,632	16,653,970
Investments	8	18,150,000	41,693,720	59,843,720	74,743,720
Cash and Bank Balances	9	1,773,839	445,572	2,219,411	7,795,609
Current Assets	10	4,709,305	6,782,119	11,491,424	10,059,667
Earmarked Fund - Receivable	11	398,486	2,193,675	2,592,161	(4,831,579)
		39,122,103	56,150,245	95,272,348	104,421,387

Note : 1. Schedules 1 to 11 and 21 forms an integral part of Consolidated Balance Sheet


2. * IC - Indian Contribution, FC - Foreign Contribution


For and on behalf of the Board

In terms of our report of even date


 Director and The Chief Functionary
G. Gurucharan


 Director
Dr. A. Ravindra


 Director
Dr. H. Sudarshan

For K.B. NAMBIAR & ASSOCIATES
 Chartered Accountants
 FIRM REGN. No. 002313S

 CA. R. VISHANKER V
 PARTNER (M. No. 236671)
 BENGALURU, 08 JULY 2017

PUBLIC AFFAIRS CENTRE
No.15, KIADB Industrial Area, Jigani Post, Anekal Taluk
Jigani-Bommasandra Link Road, Bengaluru - 560 105

Consolidated Income & Expenditure Account for the year ended 31 March 2017

(In Rupees)

Particulars	Schedules	During the year ended 31 March 2017										For the year ended 31 March 2016	
		Earmarked Fund		Endowment Fund		Designated Fund		General Fund		Total			Grand Total
		IC	FC	IC	FC	IC	FC	IC	FC	IC	FC		
INCOME													
Programme Revenue	12	9,209,694	38,221,434	-	-	-	-	-	-	9,209,694	38,221,434	47,431,128	53,032,832
Interest on Fixed Deposit		-	3,212,543	467,003	992,464	768,460	-	160,448	79,702	1,395,911	4,284,709	5,680,620	6,447,963
Interest on Saving Bank Account	4		31,634	-	-	-	-	50,686	40,882	50,690	72,516	123,206	238,577
Other Income		-	-	-	-	-	-	61,800	-	61,800	-	61,800	226,713
Sale Of Asset		-	-	-	-	-	-	-	-	-	-	-	18,500
Donations/Other Grants		-	-	-	-	-	-	1,500,000	-	1,500,000	-	1,500,000	1,000,000
Training Income		-	-	-	-	-	-	-	-	-	-	-	19,258
Rental Income		-	-	-	-	-	-	260,870	-	260,870	-	260,870	-
		9,209,698	41,465,611	467,003	992,464	768,460	-	2,033,804	120,584	12,478,965	42,578,659	55,057,624	60,983,843
EXPENDITURE													
Administration Expenses	13	356,118	2,071,561	-	-	-	-	14	-	356,132	2,071,561	2,427,693	2,469,650
Programme Expenses	14	4,718,792	16,533,509	-	-	-	-	-	-	4,718,792	16,533,509	21,252,301	32,914,374
Personnel Expenses	15	4,119,916	15,567,391	-	-	-	-	-	-	4,119,916	15,567,391	19,687,307	17,057,903
Purchase of Assets	7	-	4,048,975	-	-	-	-	-	-	-	4,048,975	4,048,975	808,227
Depreciation	7	-	-	-	-	-	-	585,142	-	585,142	-	585,142	650,157
Excess of Income over Expenditure		14,872	3,244,175	467,003	992,464	768,460	-	1,448,648	120,584	2,698,983	4,357,223	7,056,206	7,083,532
		9,209,698	41,465,611	467,003	992,464	768,460	-	2,033,804	120,584	12,478,965	42,578,659	55,057,624	60,983,843
TRANSFER OF SURPLUS / DEFICIT													
Transferred to Earmarked Fund	4		3,244,175	-	-	-	-	-	-	4	3,244,175	3,244,179	3,852,893
Transferred to Endowment Fund		-	-	467,003	992,464	-	-	-	-	467,003	992,464	1,459,467	1,650,592
Transferred to Designated Fund		-	-	-	-	768,460	-	-	-	768,460	-	768,460	705,818
Transferred to General Fund		14,868	-	-	-	-	-	1,448,648	120,584	1,463,516	120,584	1,584,100	874,229
		14,872	3,244,175	467,003	992,464	768,460	-	1,448,648	120,584	2,698,983	4,357,223	7,056,206	7,083,532

Note : Schedules 12 to 15 and 21 forms an integral part of Consolidated Income and Expenditure Account


For and on behalf of the Board

In terms of our report of even date

For K.B. NAMBIAR & ASSOCIATES
Chartered Accountants
FIRM REGN. No. 002313S

CA. RAVISHANKER V
PARTNER (M. No. 236671)

BENGALURU, 08 JULY 2017



Director and The Chief Functionary
G. Gurucharan



Director
Dr. A. Ravindra



Director
Dr. H. Sudarshan

PUBLIC AFFAIRS CENTRE
No.15, KIADB Industrial Area, Jigani Post, Anekal Taluk
Jigani-Bommasandra Link Road, Bengaluru - 560 105

Consolidated Receipts & Payments Account for the year ended 31 March 2017

Particulars	Schedule	IC	FC	Total	For the year ended 31 March 2016
Opening Balance					
Cash		2,585	10,256	12,841	12,512
Bank		6,836,527	946,241	7,782,768	1,965,432
		6,839,112	956,497	7,795,609	1,977,944
ADD: RECEIPTS					
Project Revenue	16	4,837,285	15,012,026	19,849,311	54,151,752
Other Receipts	17	1,522,670	-	1,522,670	2,010,958
Interest on Fixed Deposits	18	754,134	3,762,449	4,516,583	2,962,738
Interest on Savings Bank Account		50,690	72,516	123,206	238,577
TOTAL RECEIPTS		7,164,779	18,846,991	26,011,770	59,364,025
LESS: PAYMENTS					
Expenses for the year and other utilities	19	9,585,069	37,801,508	47,386,577	53,220,928
Loans & advances and deposit	20	144,983	(1,043,592)	(898,609)	1,025,432
TOTAL PAYMENTS		9,730,052	36,757,916	46,487,968	54,246,360
Investments in deposits - Net		2,500,000	(17,400,000)	(14,900,000)	(700,000)
Closing Balance		1,773,839	445,572	2,219,411	7,795,609
Represented by					
Cash		13,948	7,805	21,753	12,841
Bank		1,759,891	437,767	2,197,658	7,782,768
TOTAL		1,773,839	445,572	2,219,411	7,795,609

Note : Schedules 16 to 20 and 21 form an integral part of the Receipt and Payment Account


For and on behalf of the Board

In terms of our report of even date


 Director and The Chief Functionary
 G. Gurucharan


 Director


 Director

For K.B. NAMBIAR & ASSOCIATES
 Chartered Accountants
 FIRM REGN. No. 002313S

 BANGALURU, 08 JULY 2017
 PARTNER (M. No. 236671)

Dr. A. Ravindra Dr. H. Sudarshan

**PUBLIC AFFAIRS CENTRE
SCHEDULES TO CONSOLIDATED BALANCE SHEET**

**1. EARMARKED FUND
IC**

(In Rupees)

Particulars	Opening Balance as on 01 April 2016	Received During the year	Total	Expended / Transferred during the year	Balance as on 31 March 2017
Bangalore Water Supply and Sewerage Board (BWSSB)	(389,943)	525,650	135,707	135,707	-
Environmental Management Policy Research Institute (EMPRI)	-	445,468	445,468	445,468	-
National Rural Roads Development Agency (NRRDA) - Phase II	3,556,998	4,535,600	8,092,598	7,870,846	221,752
DASARA - Azim Premji Philanthropic Initiatives	-	4	4	-	4
Total (A)	3,167,055	5,506,722	8,673,777	8,452,021	221,756

FC

(In Rupees)

Particulars	Opening balance as on 01 April 2016	Received During the year	Total	Expended / Transferred during the year	Balance as on 31 March 2017
Agency for Technical Cooperation and Development (ACTED)	633,862	859,258	1,493,120	1,124,213	368,907
Bill and Melinda Gates Foundation	45,428,328	2,979,000	48,407,328	15,411,474	32,995,854
Total (B)	46,062,190	3,838,258	49,900,448	16,535,687	33,364,761

Grand Total (A+B)

49,229,245	9,344,980	58,574,225	24,987,708	33,586,517
-------------------	------------------	-------------------	-------------------	-------------------



PUBLIC AFFAIRS CENTRE
SCHEDULES TO CONSOLIDATED BALANCE SHEET (Contd.)

2. ENDOWMENT FUND

(In Rupees)

Particulars	AS AT 31 MARCH 2017			AS AT 31 MARCH 2016
	IC	FC	Total	
Corpus Fund Account				
Opening Balance	5,223,397	10,522,451	15,745,848	15,745,848
Total	5,223,397	10,522,451	15,745,848	15,745,848

3. GENERAL FUND

(In Rupees)

Particulars	AS AT 31 MARCH 2017			AS AT 31 MARCH 2016
	IC	FC	Total	
General Fund Account				
Opening Balance:-	17,572,433	1,639,900	19,212,333	18,592,407
<i>Represented by Fixed Assets</i>	14,387,208	-	14,387,208	15,037,365
<i>Represented by Other Assets</i>	3,185,225	1,639,900	4,825,125	3,555,042
Add: Excess of Income Over Expenditure for the year	1,448,648	120,584	1,569,232	786,016
	19,021,081	1,760,484	20,781,565	19,378,423
<u>Transfer from Earmarked Funds (IC)</u>				
NRRDA	-	-	-	4,924
World Bank	-	-	-	14,663
BWSSB	14,869	-	14,869	(275,097)
<u>Transfer from Earmarked Funds (FC)</u>				
CSTEP-IDRC Opp. Fund	-	-	-	8,380
DFID	-	-	-	60,246
Liability no longer required	-	-	-	20,794
Total	19,035,950	1,760,484	20,796,434	19,212,333
<i>Represented by Fixed Assets</i>	13,802,066	-	13,802,066	14,387,208
<i>Represented by Other Assets</i>	5,233,884	1,760,484	6,994,368	4,825,125
Total	19,035,950	1,760,484	20,796,434	19,212,333



**PUBLIC AFFAIRS CENTRE
SCHEDULES TO CONSOLIDATED BALANCE SHEET (Contd.)**

3A. DESIGNATED FUND - IC

(In Rupees)

Particulars	AS AT 31	AS AT 31
	MARCH 2017	MARCH 2016
Development and Operational Fund		
Opening Balance	10,336,237	9,630,419
Add : Excess of Income over Expenditure	768,460	705,818
Total	11,104,697	10,336,237

4. ENDOWMENT FUND

(In Rupees)

PARTICULARS	AS AT 31 MARCH 2017			AS AT 31 MARCH 2016
	IC	FC	Total	
Corpus Fund Interest Account				
Opening Balance	2,706,174	3,760,988	6,467,162	4,816,570
Add : Excess of Income over Expenditure	467,003	992,464	1,459,467	1,650,592
Total	3,173,177	4,753,452	7,926,629	6,467,162

5. FIXED ASSETS RESERVE FUND

(In Rupees)

PARTICULARS	AS AT 31 MARCH 2017			AS AT 31 MARCH 2016
	IC	FC	Total	
Fixed Assets Reserve Fund - As per Contra				
Opening Balance -	414,573	1,852,189	2,266,762	7,187,286
Add: Additions	-	4,048,975	4,048,975	808,227
Less: Deletions	69,775	-	69,775	758,727
	344,798	5,901,164	6,245,962	7,236,786
Less: Depreciation Reserve Fund	56,391	866,005	922,396	4,970,024
Total	288,407	5,035,159	5,323,566	2,266,762



**PUBLIC AFFAIRS CENTRE
SCHEDULES TO CONSOLIDATED BALANCE SHEET (Contd.)**

6. CURRENT LIABILITIES

(In Rupees)

PARTICULARS	AS AT 31 MARCH 2017			AS AT 31 MARCH 2016
	IC	FC	Total	
Statutory Payables:				
Employees Contribution to PF	14,280	53,592	67,872	57,724
Employers Contribution to PF	14,280	53,592	67,872	57,724
ESIC Employee Payable	-	861	861	770
ESIC Employer Payable	-	2,333	2,333	2,086
Professional Tax Payable	1,200	3,200	4,400	3,600
TDS Payable	20,026	130,920	150,946	7,000
Service Tax Payable	22,815	-	22,815	401,098
Service Tax Swach Bharat Cess Payable	1,304	-	1,304	26,087
Service Tax Krishi Kalyan Cess Payable	814	-	814	-
Project Payables:				
HKCL	-	58,800	58,800	-
Pan India Network	-	29,400	29,400	-
SPAD	-	98,580	98,580	-
Others:				
Staff Transportation charges payable	-	-	-	127,196
Public Affairs Centre Foreign Contribution Account	-	-	-	226,991
Leave Travel Allowance payable	-	-	-	4,335
Outstanding Expenditure	-	282,660	282,660	248,789
Salary Payable	-	-	-	400
Total	74,719	713,938	788,657	1,163,800



PUBLIC AFFAIRS CENTRE
SCHEDULES TO CONSOLIDATED BALANCE SHEET (Contd.)

7. FIXED ASSETS

(In Rupees)

Description	Opening Balance as on 01.04.2016		Additions		Deletions		Balance as on 31.03.2017		Depreciation		WDV As on 31.03.2017		Total
	IC	FC	IC	FC	IC	FC	IC	FC	IC	FC	IC	FC	
Land	8,535,797	-	-	-	-	-	8,535,797	-	-	-	8,535,797	-	8,535,797
Building	5,641,575	-	-	-	-	-	5,641,575	-	564,158	-	5,077,417	-	5,077,417
Campus Garden	111,009	-	-	-	-	-	111,009	-	11,101	-	99,908	-	99,908
Campus Road	98,827	-	-	-	-	-	98,827	-	9,883	-	88,944	-	88,944
Total (A)	14,387,208	-	-	-	-	-	14,387,208	-	585,142	-	13,802,066	-	13,802,066

(In Rupees)

Description	Opening Balance as on 01.04.2016		Additions		Deletions		Balance as on 31.03.2017		Depreciation as per Contra		WDV As on 31.03.2017		Total
	IC	FC	IC	FC	IC	FC	IC	FC	IC	FC	IC	FC	
Computers	1,463	364,618	-	940,780	-	-	1,463	1,305,398	878	419,270	585	886,128	886,713
Equipments	58,983	1,286,281	-	2,992,485	-	-	58,983	4,278,766	8,847	417,096	50,136	3,861,670	3,911,806
Furniture and Fixtures	347,887	201,290	-	115,710	69,775	-	278,112	317,000	45,731	29,639	232,381	287,361	519,742
Vehicles	6,240	-	-	-	-	-	6,240	-	935	-	5,305	-	5,305
Total (B)	414,573	1,852,189	-	4,048,975	69,775	-	344,798	5,901,164	56,391	866,005	288,407	5,035,159	5,323,566

Grand Total (A+B)	14,801,781	1,852,189	-	4,048,975	69,775	-	14,732,006	5,901,164	641,533	866,005	14,090,473	5,035,159	19,125,632
Previous Year Figures	17,266,677	4,957,974	-	808,227	294,447	464,280	16,972,230	5,301,921	2,170,449	3,449,732	14,801,781	1,852,189	16,653,970



**PUBLIC AFFAIRS CENTRE
SCHEDULES TO CONSOLIDATED BALANCE SHEET (Contd.)**

8. INVESTMENTS

(In Rupees)

PARTICULARS	AS AT 31 MARCH 2017			AS AT 31 MARCH 2016
	IC	FC	Total	
Fixed Deposits with State Bank of Mysore, Koramangala	6,250,000	16,600,000	22,850,000	23,550,000
Fixed Deposits with State Bank of Mysore, Jigani	2,000,000	16,500,000	18,500,000	31,500,000
Fixed Deposits with Karnataka Bank Ltd, Koramangala	9,900,000	8,593,720	18,493,720	19,693,720
Total	18,150,000	41,693,720	59,843,720	74,743,720

9. CASH AND BANK BALANCES

(In Rupees)

PARTICULARS	AS AT 31 MARCH 2017			AS AT 31 MARCH 2016
	IC	FC	Total	
Cash in hand	13,948	7,805	21,753	12,841
Cash at bank :				
SBM A/c No: 54017654874	-	343,316	343,316	199,370
SBM A/c No: 64128666389	-	94,451	94,451	746,871
SBM A/c No: 54017654885	1,647,465	-	1,647,465	6,729,456
SBM A/c No: 64213305212	1,004	-	1,004	-
ICICI A/c No: 004701000143	74,660	-	74,660	71,740
HDFC A/c No: 00531450000113	36,762	-	36,762	35,331
Total	1,773,839	445,572	2,219,411	7,795,609



PUBLIC AFFAIRS CENTRE
SCHEDULES TO CONSOLIDATED BALANCE SHEET (Contd.)

10. CURRENT ASSETS

(In Rupees)

PARTICULARS	AS AT 31 MARCH 2017			AS AT 31 MARCH 2016
	IC	FC	Total	
Tax Deducted at Source				
F Y: 2016-17	793,369	432,230	1,225,599	-
F Y: 2015-16	2,330,062	338,448	2,668,510	2,668,511
F Y: 2014-15	94,970	311,034	406,004	406,004
F Y: 2009-10	164,184	-	164,184	164,184
TDS Receivable from TRACES	-	13,500	13,500	-
Advances to Suppliers :-				
Ravi and Shrihari, Chartered Accountants	-	-	-	(27,472)
Featherlite Collections	-	-	-	38,103
Fotobubbles Tech Pvt Ltd	-	-	-	72,993
GreenSol Renewable Power Pvt Ltd	-	-	-	644,800
Punya Publishing	-	-	-	51,510
Rayban Blinds and Interiors	-	-	-	143,236
Satyam Enterprises - Carpenter	-	10,400	10,400	-
Advances to Staff :-				
Advance to Employees	-	-	-	65,000
Deposits :-				
Water Deposit	500	-	500	500
BSNL Broad Band Plan Deposit	2,658	-	2,658	-
ACIWRM EMD Deposit	1,000	-	1,000	-
ACIWRM Guarantee Deposit	99,636	-	99,636	-
Others :-				
Interest Accrued on Fixed Deposit with SBM	506,506	4,707,878	5,214,384	4,816,397
Interest Accrued on Fixed Deposit with KBL	375,034	8,488	383,522	190,612
Prepaid Expenditure - Others	-	73,288	73,288	228,440
Prepaid Expenditure - Gratuity	27,143	294,419	321,562	-
Prepaid Expenditure - Staff Insurance	40,330	188,494	228,824	179,576
Prepaid Warranty Charges	-	-	-	26,302
Public Affairs Centre Indian Contribution Account	-	-	-	226,991
Service Tax Input Credit	-	395,586	395,586	163,980
Service Tax Krishi Kalyan Cess Input	-	8,354	8,354	-
Rent Receivable	273,913	-	273,913	-
Total	4,709,305	6,782,119	11,491,424	10,059,667



11. EARMARKED FUND - RECEIVABLE
IC

Particulars	Opening balance as on 01.04.2016	Received during the year	Total	Expended/ Transferred during the year	Balance as on 31.03.2017
Advanced Centre for Integrated Water Resources Management (ACIWRM)	-	173,281	173,281	521,952	348,671
Andhra Pradesh State Planning Board	-	399,300	399,300	449,115	49,815
Total (A)	-	572,581	572,581	971,067	398,486

FC

Particulars	Opening balance as on 01.04.2016	Received during the year	Total	Expended/ Transferred during the year	Balance as on 31.03.2017
International Development Research Centre- Phase II (IDRC)	(4,831,579)	14,772,570	(19,604,149)	21,797,824	2,193,675
Total (B)	(4,831,579)	14,772,570	(19,604,149)	21,797,824	2,193,675

Grand Total (A+B)

(4,831,579)	15,345,151	(19,031,568)	22,768,891	2,592,161
--------------------	-------------------	---------------------	-------------------	------------------



**PUBLIC AFFAIRS CENTRE
SCHEDULES TO CONSOLIDATED INCOME AND EXPENDITURE ACCOUNT**

12. PROGRAMME REVENUE

(In Rupees)

PARTICULARS	During the year ended 31 March 2017										Grand Total	For the year ended 31 March 2016
	EARMARKED FUND		ENDOWMENT FUND		DESIGNATED FUND		GENERAL FUND		TOTAL			
	IC	FC	IC	FC	IC	FC	IC	FC	IC	FC		
International Development Research Centre - Phase II - (IDRC)	-	21,797,824	-	-	-	-	-	-	-	21,797,824	21,797,824	11,900,573
Agency for Technical Cooperation and Development (ACTED)	-	1,012,136	-	-	-	-	-	-	-	1,012,136	1,012,136	333,924
Bill and Melinda Gates Foundation	-	15,411,474	-	-	-	-	-	-	-	15,411,474	15,411,474	4,014,345
C-STEP - IDRC Opp. Fund	-	-	-	-	-	-	-	-	-	-	-	8,379
Department for International Development (DFID)	-	-	-	-	-	-	-	-	-	-	-	19,989,008
National Rural Roads Development Agency (NRRDA) - Phase II	7,706,430	-	-	-	-	-	-	-	7,706,430	-	7,706,430	14,749,788
National Rural Roads Development Agency (NRRDA)	-	-	-	-	-	-	-	-	-	-	-	4,924
World Bank	-	-	-	-	-	-	-	-	-	-	-	91,882
Bangalore Water Supply and Sewerage Board (BWSSB)	109,452	-	-	-	-	-	-	-	109,452	-	109,452	1,940,009
Environmental Management Policy Research Institute (EMPRI)	424,741	-	-	-	-	-	-	-	424,741	-	424,741	-
Advanced Centre for Integrated Water Resources Management (ACIWRM)	521,952	-	-	-	-	-	-	-	521,952	-	521,952	-
Andhra Pradesh State Planning Board	447,119	-	-	-	-	-	-	-	447,119	-	447,119	-
Total	9,209,694	38,221,434	-	-	-	-	-	-	9,209,694	38,221,434	47,431,128	53,032,832



PUBLIC AFFAIRS CENTRE
SCHEDULES TO CONSOLIDATED INCOME AND EXPENDITURE ACCOUNT (CONTD..)

13. ADMINISTRATION EXPENSES

(In Rupees)

PARTICULARS	During the year ended 31 March 2017											Grand Total	For the year ended 31 March 2016
	EARMARKED FUND		ENDOWMENT FUND		DESIGNATED FUND		GENERAL FUND		TOTAL				
	IC	FC	IC	FC	IC	FC	IC	FC	IC	FC			
Annual Maintenance Charges	6,841	33,597	-	-	-	-	-	-	6,841	33,597	40,438	49,489	
Annual Report	-	27,826	-	-	-	-	-	-	-	27,826	27,826	119,580	
Audit Expenses	-	180,653	-	-	-	-	-	-	-	180,653	180,653	147,295	
Bank Charges	3,201	5,667	-	-	-	-	-	-	3,201	5,667	8,868	4,391	
EC and Board Meeting Expenses	1,696	83,560	-	-	-	-	-	-	1,696	83,560	85,256	41,311	
Electricity Charges	27,844	187,701	-	-	-	-	-	-	27,844	187,701	215,545	133,335	
Garden Maintenance Expenses	37,669	273,688	-	-	-	-	-	-	37,669	273,688	311,357	257,500	
Generator Maintenance	7,300	12,036	-	-	-	-	-	-	7,300	12,036	19,336	34,922	
Insurance - Building	-	13,568	-	-	-	-	-	-	-	13,568	13,568	14,353	
Internet and Web Maintenance Charges	31,465	83,878	-	-	-	-	-	-	31,465	83,878	115,343	93,907	
Library, Membership and Subscription	-	26,960	-	-	-	-	-	-	-	26,960	26,960	54,876	
Newspapers Books and Magazines	16,394	20,321	-	-	-	-	-	-	16,394	20,321	36,715	20,972	
Office Cleaning and Maintenance	-	-	-	-	-	-	-	-	-	-	-	90,325	
Office Expenses	51,043	126,414	-	-	-	-	-	-	51,043	126,414	177,457	220,348	
Balances Written Off	-	-	-	-	-	-	14	-	14	-	14	19,517	
Postage and Courier	8,745	18,475	-	-	-	-	-	-	8,745	18,475	27,220	29,780	
Printing and Stationery	17,215	140,846	-	-	-	-	-	-	17,215	140,846	158,061	121,221	
Professional and Consultancy Charges	7,575	25,088	-	-	-	-	-	-	7,575	25,088	32,663	58,115	
Property Tax	-	-	-	-	-	-	-	-	-	-	-	181,422	
Rates & Taxes	46,265	38,973	-	-	-	-	-	-	46,265	38,973	85,238	243,209	
Repairs and Maintenance	38,831	340,293	-	-	-	-	-	-	38,831	340,293	379,124	183,853	
Restructuring of Accounts	-	-	-	-	-	-	-	-	-	-	-	180,000	
Registration and Renewal	6,779	74,039	-	-	-	-	-	-	6,779	74,039	80,818	50,380	
Redesign and Maintenance of PAC Website	-	189,956	-	-	-	-	-	-	-	189,956	189,956	-	
Search Committee Expenses for Search of Director	-	39,568	-	-	-	-	-	-	-	39,568	39,568	-	
Telephone and Mobile Charges	17,452	64,359	-	-	-	-	-	-	17,452	64,359	81,811	36,178	
Travel and Conveyance - Admin	21,163	40,365	-	-	-	-	-	-	21,163	40,365	61,528	61,001	
Water Charges	8,640	23,730	-	-	-	-	-	-	8,640	23,730	32,370	22,370	
Total	356,118	2,071,561	-	-	-	-	14	-	356,132	2,071,561	2,427,693	2,469,650	



PUBLIC AFFAIRS CENTRE
SCHEDULES TO CONSOLIDATED INCOME AND EXPENDITURE ACCOUNT (CONTD..)

14. PROGRAMME EXPENSES

(In Rupees)

PARTICULARS	During the year ended 31 March 2017										Grand Total	For the year ended 31 March 2016
	EARMARKED FUND		ENDOWMENT FUND		DESIGNATED FUND		GENERAL FUND		TOTAL			
	IC	FC	IC	FC	IC	FC	IC	FC	IC	FC		
International Development Research Centre - Phase II - (IDRC)	-	7,076,321	-	-	-	-	-	-	-	7,076,321	7,076,321	4,900,385
Agency for Technical Cooperation and Development (ACTED)	-	386,329	-	-	-	-	-	-	-	386,329	386,329	133,972
Bill and Melinda Gates Foundation	-	9,070,859	-	-	-	-	-	-	-	9,070,859	9,070,859	1,098,152
Department for International Development (DFID)	-	-	-	-	-	-	-	-	-	-	-	17,375,923
National Rural Roads Development Agency (NRRDA) - Phase II	4,159,786	-	-	-	-	-	-	-	4,159,786	-	4,159,786	8,294,606
World Bank	-	-	-	-	-	-	-	-	-	-	-	3,678
Bangalore Water Supply and Sewerage Board (BWSSB)	52,022	-	-	-	-	-	-	-	52,022	-	52,022	1,107,658
Advanced Centre for Integrated Water Resources Management (ACIWRM)	100,333	-	-	-	-	-	-	-	100,333	-	100,333	-
Andhra Pradesh State Planning Board	134,007	-	-	-	-	-	-	-	134,007	-	134,007	-
Environmental Management Policy Research Institute (EMPRI)	272,644	-	-	-	-	-	-	-	272,644	-	272,644	-
Total	4,718,792	16,533,509	-	-	-	-	-	-	4,718,792	16,533,509	21,252,301	32,914,374



PUBLIC AFFAIRS CENTRE
SCHEDULES TO CONSOLIDATED INCOME AND EXPENDITURE ACCOUNT (CONTD..)

15. PERSONNEL EXPENSES

(In Rupees)

Particulars	During the year ended 31 March 2017										Grand Total	For the year ended 31 March 2016
	EARMARKED FUND		ENDOWMENT FUND		DESIGNATED FUND		GENERAL FUND		TOTAL			
	IC	FC	IC	FC	IC	FC	IC	FC	IC	FC		
Salaries and Benefits - Admin												
Salaries - Admin	242,692	790,005	-	-	-	-	-	-	242,692	790,005	1,032,697	939,765
Salaries - Finance	437,040	1,379,560	-	-	-	-	-	-	437,040	1,379,560	1,816,600	1,745,385
Wages	135,160	304,689	-	-	-	-	-	-	135,160	304,689	439,849	388,097
Wages - Security	76,132	168,212	-	-	-	-	-	-	76,132	168,212	244,344	210,372
Salaries and Benefits - Director												
Conveyance Reimbursement	8,207	97,245	-	-	-	-	-	-	8,207	97,245	105,452	48,186
Internet Charges Reimbursement	-	14,134	-	-	-	-	-	-	-	14,134	14,134	12,163
Mobile Charges Reimbursement	-	6,363	-	-	-	-	-	-	-	6,363	6,363	26,942
Salaries - Director	763,200	1,357,860	-	-	-	-	-	-	763,200	1,357,860	2,121,060	3,052,932
Salaries and Benefits - Programme												
Professional and Consultancy Charges - Staff	226,000	2,602,000	-	-	-	-	-	-	226,000	2,602,000	2,828,000	2,234,554
Salaries - Programme	1,767,023	6,605,822	-	-	-	-	-	-	1,767,023	6,605,822	8,372,845	6,259,119
Provident Fund Admin Charges	18,007	52,728	-	-	-	-	-	-	18,007	52,728	70,735	69,728
Superannuation Benefits	-	-	-	-	-	-	-	-	-	-	-	300,000
Staff Transportation Charges	352,252	1,206,679	-	-	-	-	-	-	352,252	1,206,679	1,558,931	1,518,475
Staff Health and Accident Insurance	37,735	288,665	-	-	-	-	-	-	37,735	288,665	326,400	224,732
Leave Travel Allowance	20,500	417,310	-	-	-	-	-	-	20,500	417,310	437,810	-
Leave Encashment	30,539	67,231	-	-	-	-	-	-	30,539	67,231	97,770	-
Gratuity	5,429	208,888	-	-	-	-	-	-	5,429	208,888	214,317	27,453
Total	4,119,916	15,567,391	-	-	-	-	-	-	4,119,916	15,567,391	19,687,307	17,057,903



**PUBLIC AFFAIRS CENTRE
INDIAN CONTRIBUTION ACCOUNT
SCHEDULES TO CONSOLIDATED RECEIPTS AND PAYMENTS ACCOUNT**

16. PROGRAMME RECEIPTS

(In Rupees)

Particulars	IC	FC	For the year ended 31 March 2017	For the year ended 31 March 2016
Project Revenue	9,209,694	38,221,434	47,431,128	53,032,832
Change in Earmarked fund receivable	(8,543)	(7,025,254)	(7,033,797)	1,349,121
Change in Earmarked fund	(3,335,242)	(15,944,194)	(19,279,436)	1,198,256
TDS deducted	(626,372)	-	(626,372)	(2,224,163)
Change in Service Tax payable	(402,252)	(239,960)	(642,212)	795,706
Total	4,837,285	15,012,026	19,849,311	54,151,752

17. OTHER RECEIPTS

(In Rupees)

Particulars	IC	FC	For the year ended 31 March 2017	For the year ended 31 March 2016
Other Income	61,800	-	61,800	147,312
Training Income	-	-	-	19,258
Rental Income	260,870	-	260,870	-
Sale of Assets	-	-	-	18,500
Change in other receivable	(273,913)	-	(273,913)	177,113
TDS Refunds	-	-	-	648,775
Donation	1,500,000	-	1,500,000	1,000,000
TDS deducted	(26,087)	-	(26,087)	-
Total	1,522,670	-	1,522,670	2,010,958

18. INTEREST ON FIXED DEPOSITS

(In Rupees)

Particulars	IC	FC	For the year ended 31 March 2017	For the year ended 31 March 2016
Opening Balance Receivable	380,673	4,626,336	5,007,009	1,966,132
Add: Interest earned during the year	1,395,911	4,284,709	5,680,620	6,447,963
	1,776,584	8,911,045	10,687,629	8,414,095
Less: TDS Deducted	140,910	432,230	573,140	444,348
Less: Closing Balance of Interest Receivable	881,540	4,716,366	5,597,906	5,007,009
Total	754,134	3,762,449	4,516,583	2,962,738



**PUBLIC AFFAIRS CENTRE
INDIAN CONTRIBUTION ACCOUNT
SCHEDULES TO CONSOLIDATED RECEIPTS AND PAYMENTS ACCOUNT (Contd.)**

19. EXPENSES FOR THE YEAR AND OTHER UTILITIES

(In Rupees)

Particulars	IC	FC	For the year ended 31 March 2017	For the year ended 31 March 2016
Administration Expenses	356,132	2,071,561	2,427,693	2,450,133
Programme Expenses	4,718,792	16,533,509	21,252,301	32,914,374
Personnel Expenses	4,119,916	15,567,391	19,687,307	17,057,903
Purchase of Assets	-	4,048,975	4,048,975	808,227
Training Expenses	-	-	-	-
Changes in Payables	390,229	(419,928)	(29,699)	(9,709)
Total	9,585,069	37,801,508	47,386,577	53,220,928

20. LOANS & ADVANCES AND DEPOSITS

(In Rupees)

Particulars	IC	FC	For the year ended 31 March 2017	For the year ended 31 March 2016
Deposits	103,294	-	103,294	-
Changes in Advance to staff	-	(65,000)	(65,000)	49,473
Changes in Advance to suppliers	-	(912,770)	(912,770)	821,601
Changes in other assets	-	(213,491)	(213,491)	-
Changes in prepaid expenses	41,689	147,669	189,358	154,358
Total	144,983	(1,043,592)	(898,609)	1,025,432



PUBLIC AFFAIRS CENTRE
SCHEDULE – 21 – NOTES ON ACCOUNTS FOR THE YEAR ENDED 31-03-2017 (Contd..)

B) Revenue Recognition :

The Centre has adopted accrual method of accounting read with the following policy:

- i. All Project Receipts are recognised as income to the extent utilised, subject to restrictions on receipts, if any, being satisfied.
- ii. General Donations are recognised as income as and when received.
- iii. All other incomes are recognized when Organization is legally entitled to collect it and amount can be quantified with reasonable accuracy, on an accrual basis

C) Fixed Assets & Depreciation :

i. Policy for Land, Building, Campus Road and Garden:

- a. These assets are stated at the original cost less depreciation, cost includes all duties and other incidental charges related to acquisition.
- b. Depreciation is provided on written down value method at the following rates:

Building	- 10%
Campus Garden	- 10%
Campus Road	- 10%

ii. Policy for other fixed assets

- i. The Centre has a policy to write off fixed assets other than the above to the Income and Expenditure account. Subsequent to the write off, the fixed assets are again brought back into the books by creating Fixed Asset Reserve Fund. The Centre has been following this practice consistently.
- ii. A depreciation reserve is created vide a contra entry and reduced from above mentioned fixed assets at rates mentioned below :

Computers	- 60%
Equipment	- 15%
Furniture and fixture	- 10%
Vehicle	- 15%

D) Foreign Exchange Transactions :

Transactions denominated in foreign currency are translated to Indian Rupees at the rate ruling on the date of transaction.

E) Taxation :

The Centre is registered under section 12A of the Income Tax Act and such is exempt from taxation of its Income and Gains.



**PUBLIC AFFAIRS CENTRE
SCHEDULE – 21 – NOTES ON ACCOUNTS FOR THE YEAR ENDED 31-03-2017 (Contd..)**

F) Cash and Bank Balances :

The cash and bank balances are only representative balances. The Centre does not have the practice of maintaining separate bank and cash accounts for each fund.

G) Investments :

Investments are made in accordance with provisions under Section 11 of Income Tax Act. Investments of all the funds are pooled together. Each participating fund enters & withdraws from the pool based on fund movement. Investments are stated at cost.

H) Previous year Figures

Previous year figures have been rearranged/regrouped wherever necessary.

For and on behalf of the Board

In terms of our report of even date



**Director and The Chief Functionary
G. Gurucharan**

For K.B. NAMBIAR & ASSOCIATES
Chartered Accountants
FIRM REGN. No. 002313S



CA. RAVISHANKER V
PARTNER (M. No. 236671)
BENGALURU, 08 JULY 2017



Director

Dr. A. Ravindra



Director

Dr. H. Sudarshan